



MASON INDUSTRIES, Inc.

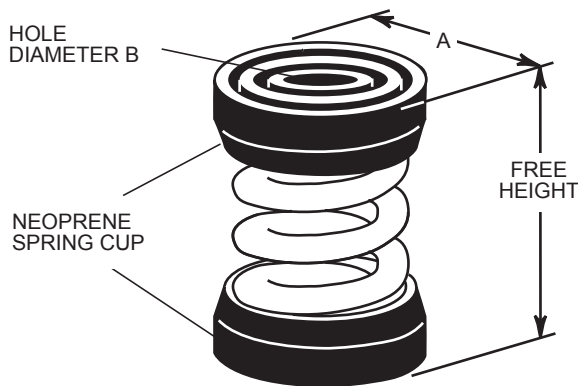
Manufacturers of Vibration Control Products

350 Rabro Drive 2101 W. Crescent Ave., Suite D
 Hauppauge, NY 11788 Anaheim, CA 92801
 631/348-0282 714/535-2727
 FAX 631/348-0279 FAX 714/535-5738
 Info@Mason-Ind.com Info@MasonAnaheim.com
 www.Mason-Ind.com

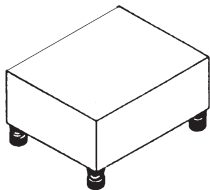
JOB NAME _____
 CUSTOMER _____
 CUSTOMER P.O. _____
 MASON M.I. _____
 DWG. NO. _____

IMF

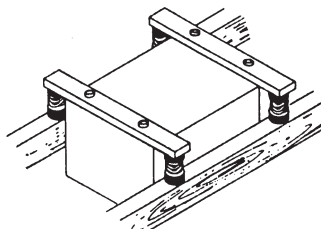
2" Deflection
 B, B2 & C2 Series
 Non-Adjustable
 Spring Mounts



TYPICAL IMF EQUIPMENT INSTALLATION ARRANGEMENTS



FLOOR MOUNTED UNIT



FLOOR MOUNTED UNIT

TYPE IMF DIMENSIONS (inches)

Size	Free Height	A (Dia.)	B (Dia.)
IMF-B	5	23/4	7/8
IMF-B2	5 1/2	23/4	7/8
IMF-C2	6	3 1/4	7/8

TYPE IMF RATINGS

Size	Rated Capacity (lbs)	Rated Defl (in)	Spring Constant (lbs/in)	Spring Color/Stripe
IMF-B-20	20	2.40	8	Tan
IMF-B-26	26	2.18	12	White/Blue
IMF-B-35	35	2.20	16	Purple
IMF-B-50	50	2.20	24	White/Red
IMF-B-65	65	2.10	31	Brown
IMF-B-85	85	2.10	40	White/Black
IMF-B-115	115	2.00	57	Silver
IMF-B-150	150	2.00	75	Orange
IMF-B2-210	210	2.12	99	Silver
IMF-B2-290	290	2.00	144	Blue
IMF-B2-450 [†]	450	2.00	224	Tan
IMF-B2-680 [†]	680	2.00	340	Gray
IMF-C2-125	125	2.50	50	Purple
IMF-C2-170	170	2.40	70	Brown
IMF-C2-210	210	2.30	90	Red
IMF-C2-260	260	2.20	120	White
IMF-C2-330	330	2.00	165	Black
IMF-C2-460	460	2.00	230	Blue
IMF-C2-610	610	2.00	305	Green
IMF-C2-880 [†]	880	2.00	440	Gray
IMF-C2-1210 [†]	1210	2.00	605	Silver
IMF-C2-1540 [†]	1540	2.00	770	Gray*
IMF-C2-1870 [†]	1870	2.00	935	Silver*

*with Red inner spring

[†]Published ratings allow minimum 25% additional travel to solid. For a full 50% specified minimum use the following ratings:

Size	Derated Capacity (lbs)	Defl (in)	Size	Derated Capacity (lbs)	Defl (in)
B2-450	410	1.83	C2-1210	1010	1.67
B2-680	565	1.66	C2-1540	1285	1.67
C2-880	800	1.82	C2-1870	1560	1.67

All springs have additional travel to solid equal to 50% of Rated Deflection.

Solid Spring Height = Free Height minus 1.5 times Rated Deflection.

PLAN VIEW OF MOUNT LOCATIONS

TAG : _____
 UNIT : _____



SPECIFIED DEFLECTION

1 :	6 :
2 :	7 :
3 :	8 :
4 :	9 :
5 :	10 :

Sets Required:



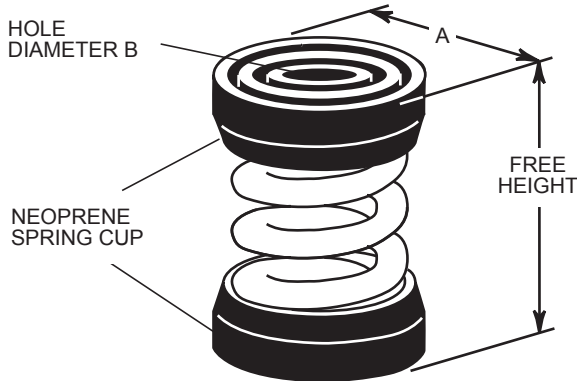
MASON INDUSTRIES, Inc.

Manufacturers of Vibration Control Products
 350 Rabro Drive 2101 W. Crescent Ave., Suite D
 Hauppauge, NY 11788 Anaheim, CA 92801
 631/348-0282 714/535-2727
 FAX 631/348-0279 FAX 714/535-5738
 Info@Mason-Ind.com Info@MasonAnaheim.com
 www.Mason-Ind.com

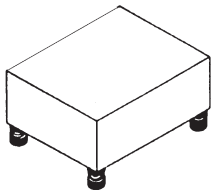
JOB NAME _____
 CUSTOMER _____
 CUSTOMER P.O. _____
 MASON M.I. _____
 DWG. NO. _____

IMF

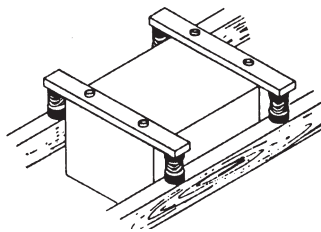
50mm Deflection
 B, B2 & C2 Series
 Non-Adjustable
 Spring Mounts



TYPICAL IMF EQUIPMENT INSTALLATION ARRANGEMENTS



FLOOR MOUNTED UNIT



FLOOR MOUNTED UNIT

TYPE IMF DIMENSIONS (mm)

Size	Free Height	A (Dia.)	B (Dia.)
IMF-B	125	70	22
IMF-B2	140	70	22
IMF-C2	150	83	22

TYPE IMF RATINGS

Size	Rated Capacity (Kg)	Rated Defl (mm)	Spring Constant (Kg/mm)	Spring Color/Stripe
IMF-B-20	9	61	0.2	Tan
IMF-B-26	12	55	0.2	White/Blue
IMF-B-35	16	56	0.3	Purple
IMF-B-50	23	56	0.4	White/Red
IMF-B-65	29	53	0.5	Brown
IMF-B-85	39	53	0.7	White/Black
IMF-B-115	52	50	1.0	Silver
IMF-B-150	68	50	1.4	Orange
IMF-B2-210	95	53	1.8	Silver
IMF-B2-290	131	50	2.6	Blue
IMF-B2-450 ^a	204	50	4.0	Tan
IMF-B2-680 ^a	308	50	6.0	Gray
IMF-C2-125	57	64	0.9	Purple
IMF-C2-170	77	61	1.3	Brown
IMF-C2-210	95	58	1.6	Red
IMF-C2-260	118	56	2.1	White
IMF-C2-330	149	50	2.9	Black
IMF-C2-460	208	50	4.1	Blue
IMF-C2-610	276	50	5.5	Green
IMF-C2-880 ^a	399	50	8.0	Gray
IMF-C2-1210 ^a	548	50	11.0	Silver
IMF-C2-1540 ^a	698	50	14.0	Gray*
IMF-C2-1870 ^a	847	50	17.0	Silver*

*with Red inner spring

^aPublished ratings allow minimum 25% additional travel to solid. For a full 50% specified minimum use the following ratings:

Size	Derated Capacity (Kg)	Defl (mm)	Size	Derated Capacity (Kg)	Defl (mm)
B2-450	186	47	C2-1210	459	42
B2-680	257	42	C2-1540	584	42
C2-880	364	46	C2-1870	709	42

All springs have additional travel to solid equal to 50% of Rated Deflection.

Solid Spring Height = Free Height minus 1.5 times Rated Deflection.

PLAN VIEW OF MOUNT LOCATIONS

TAG : _____
 UNIT : _____



SPECIFIED DEFLECTION

1 :	6 :
2 :	7 :
3 :	8 :
4 :	9 :
5 :	10 :

Sets Required: